

*Change is coming for 2022!*

## OUHSC PARCS Project


Join us for a lunchtime zoom to learn about the new upgrades and **campus parking changes** that will take effect on our campus soon.

All are welcome to attend.

Featured Speaker:  
Doug Myers, Director  
Parking and Transportation Services

# THE LW

PRESENTED BY STAFF SENATE



Join us on Thursday, **December 16th at 12pm via zoom**

<https://zoom.us/j/98456770802?pwd=eXBXNzVHZlJvcUJ6dm11aENKQStwZz09>

Meeting ID: 984 5677 0802

Passcode: LUNCHWITH



*The* UNIVERSITY *of* OKLAHOMA

**Health Sciences Center**

Parking & Transportation Services

## **Overview of Parking Study done by Chance Management in 2020**

**PARCS replacement**

**Garage powerwashing schedule**

**Parking lots seal coating and striping**

**Repairs of parking structures**

**Campus Shuttle**

# Principles Adopted by Executive Leadership: The Basis for Decisions

## Oklahoma Health Sciences Center Parking & Transportation Guiding Principles

- Parking & Transportation Services will operate parking & transportation for the good of the entire participating community.
- Patients and visitors will have priority and the most convenient spaces to major destinations will be reserved exclusively for them.
- Every user of parking will pay or will have parking fees paid for them by the entity with which they are associated.
- The University will expend no resources on parking facilities from which no revenue is derived.
- Each participating entity will coordinate parking and transportation needs with Parking & Transportation Services any time ten or more off-campus individuals are being hosted on campus.
- Other than patient and visitor spaces, spaces will be allocated in "open" and "reserved" areas.
- Construction projects, which permanently remove parking spaces, must fund replacement of those removed spaces as well new spaces to accommodate increased parking demand created by newly constructed facilities.
- Parking and Transportation staff will be involved throughout the planning process for any new parking to be constructed within the statutory boundaries of the Oklahoma Health Center and Research Park District regardless of the funding entity.
- All newly constructed parking within the statutory boundaries of the Oklahoma Health Center and Research Park District will be operated by the University Parking & Transportation Services department.

These principles may be found at: <https://www.ouhsc.edu/parking/gprncpl.htm>

# Major Conclusions

- Upwards of 1,000 spaces available at peak period (O Lot, Stonewall Garage, K Lot, L Lot, COM garage, Stephenson Garage – all have 100+ available spaces at peak)
- A new parking facility is not necessary in the foreseeable future without population changes
- Move OUMI employees (nurses) back to campus from URP and move equivalent number of VA employees to URP



# PARCS Replacement

- Recommendation: Replace the entire system
- Parking and Revenue Control System is the hardware and software that manages the parking system, but not the permits or tickets
- Existing management system is from a company that went out of business 7 years ago
- Equipment cannot be replaced, software cannot be updated, features cannot be added
- No real-time dashboard to know parking conditions anywhere on campus

# Why Do You Need New Technology?

- Ability to see the growth in patients/visitors (transient customers) and the number of spaces they will need
- Ability to see vacancies in all facilities to move employees as close to work locations as possible
- Ability to plan for and serve conferences, events, and meetings to park people appropriately
- Data to promote filling proximate spaces first
- Allows department to track and understand patterns to use spaces effectively

# PARCS Replacement Cost

## ■ Parking Access and Revenue Control System

- Refinement of PARCS requirements will precede a RFP for selection of a system
- Preliminary estimate for the new system is \$4,600,000, including installation, contingency and spare parts
- Installation will take place in phases, for reasons of testing as well as scheduling work in facilities

**\*\*\* The new system cost is close to \$3 million, coming in under the estimated costs for this project.**



**Thank you for your patience while the parking equipment was being replaced throughout Campus. There were some unexpected software delays that have been rectified. As we prepare for the gates to be in full operation over the next several weeks, here are a few things everyone needs to know:**


**Your current active parking permit is programmed to work on the new card reader. Just place it in the opening below the screen. If your parking permit does not work, please call the Parking Office at (405) 271-2020. We will make sure all your authorizations are correct in the system.**



*The* UNIVERSITY of OKLAHOMA

**Health Sciences Center**

Parking & Transportation Services



**TOUCHSCREEN**

**CAMERA  
(Not in use)**

**INTERCOM  
BUTTON**

**MICROPHONE**

**PERMIT, ID,  
& QR CODE  
READER**

# **ACCESS CONTROL STATION**

All  
Employee  
Lots

KEYPAD BUTTON

INTERCOM BUTTON  
(SILVER)



CARD READER FOR HANGTAGS  
& IDs  
— TOUCH BOTTOM OF SLOT —

QR CODE READER  
FOR AUTHORIZED  
TEMP PASSES

# ENTRY & EXIT GATE EMPLOYEE

**INTERCOM BUTTON  
(SILVER)**

**TOUCHSCREEN  
(TOUCH TO  
DISPENSE TICKET)**

**ENTRY GATE**

Lot 10K  
Lot 10W  
P4 Lvl 1 Patient  
P7 Lvl 2 Patient  
P8 FMC Patient  
P8 SCC Patient  
P12 East

**TOUCHLESS  
(HOLD HAND OVER SENSOR  
FOR 3 SECONDS TO DISPENSE  
TICKET)**


**TICKET DISPENSER**

**QR CODE READER  
FOR AUTHORIZED  
TEMP PASSES**

**CARD READER  
HANGTAGS & IDs**

**ENTRY GATE**

**TICKET SPITTER**



**INTERCOM BUTTON  
(SILVER)**

**TOUCHSCREEN  
(NOTE RED KEYPAD  
BUTTON IN TOP RIGHT)**

**EXIT GATE**

Lot 10K  
Lot 10W  
P4 Lvl 1 Patient  
P7 Lvl 2 Patient  
P8 SCC Patient  
P12 East


**CREDIT CARD SLOT**

**CREDIT CARD  
RECEIPT DISPENSER**

**QR CODE READER  
FOR AUTHORIZED  
TEMP PASSES**

**CARD READER  
HANGTAGS & IDs**

# **EXIT GATE VERIFIER**



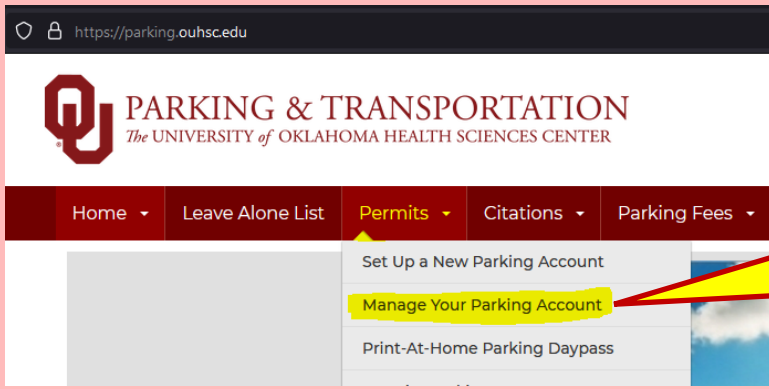
If you have an ID card issued by OUHSC you can enter this information into your parking account to also work at the new card reader. An OU ID has SOONER CARD printed on the back.

In addition to your parking permit and OUHSC ID card, we have invested in TransCore readers at the gates that can read your PIKEPASS to operate the gate system. This technology reads the PIKEPASS information right off your windshield. This will allow you to enter the facility without putting your permit/ID card on the new card reader. We are not connected to the actual PIKEPASS system so it does not charge you to use it at our gates. We are just reading the sticker on your windshield.

**The link below will show you how to enter your OUHSC ID and PIKEPASS information into your Parking account:**

**[https://parking.ouhsc.edu/Portals/1242/Assets/documents/Permit%20Credential%20Update%20Instructions%2009.21.21.pdf?  
ver=2021-09-21-160722-473](https://parking.ouhsc.edu/Portals/1242/Assets/documents/Permit%20Credential%20Update%20Instructions%2009.21.21.pdf?ver=2021-09-21-160722-473)**

**While on your parking account please verify that your license plate number(s) is(are) correct.**



**1**

Log in to [OUHSC.EDU/PARKING](https://parking.ouhsc.edu)

From the **PERMITS** dropdown menu click on **"Manage Your Parking Account"**

**2** OUHSC employees click on the **OUHSC** link and all others click on the **Guest Account** link and enter your information

Manage Your Current OUHSC Parking Account

Guest Account login

OUHSC Login:

ABC123

Password

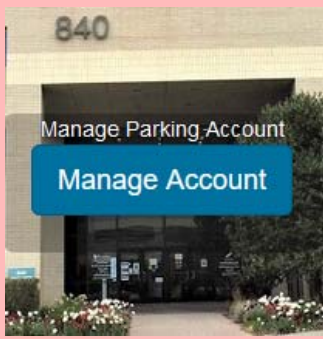
OR

Email Address

abc123@ouhsc.edu

Password

If you DO NOT have an OUHSC email address use the



**3**

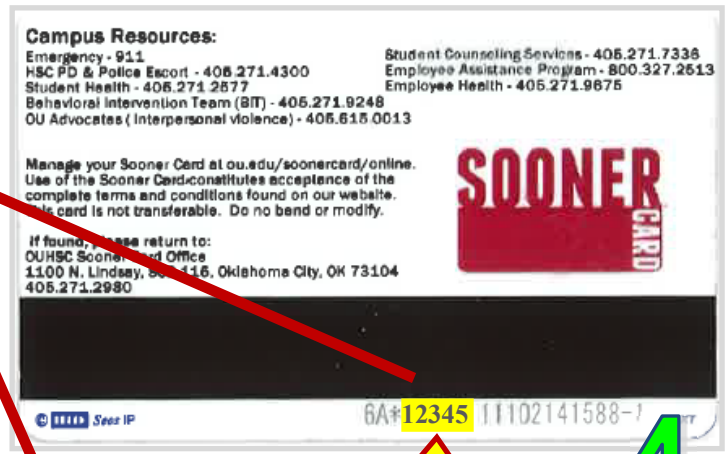
Click on the **MANAGE ACCOUNT** link in the picture and then scroll down to the **UPDATE PERMIT CREDENTIALS** section

UPDATE PERMIT CREDENTIALS

OU ID Card 12345\*

Toll Tag OTA.07088577

2ND Toll Tag



**4**

Click **EDIT** and enter the 5-digits after the \* on the back of your OU ID card. Leave off any leading 0's. (Enter 1234 for card number 01234).



**5**

Click **EDIT** to enter the complete number on the **PIKEPASS** (12 characters), including the **OTA** and the **dot (OTA.)** (no spaces) Example **OTA.07088577**



**If given a code to enter the lot a keypad is located on the touchscreen. It appears as a red button in the upper right. A car must be on the ground sensor for the Permit/ID card scanner to work as well as the touchscreen to appear.**

**If you have trouble entering the lot you can utilize the silver call box button next to the touchscreen.**

**For now, you still need to display the parking permit and rear window sticker that was assigned to your vehicle.**



UNAUTHORIZED  
VEHICLES WILL BE  
TOWED

We Love Our  
Healthcare Heroes!  
Health



A small, white utility shed with a red-painted metal frame and a white vented roof. The shed is situated on a concrete pad next to a paved area. The shed has a white vented roof with a red cap on the right side. The frame is painted red, and the walls are white. There are two large windows on the front side, and a door on the right side. The shed is located on a concrete pad next to a paved area. In the background, there are trees and a brick building.

A white utility box, possibly a transformer or meter, located on a concrete pad next to the shed. It is a rectangular box with a white cover and a small handle on the front.

A brick building with a dark roof, visible in the background behind the shed. The building has a brick facade and a dark roof. There are trees and bushes in front of the building.



STOP

WARNING!  
NO OPEN FLAME







DO NOT  
ENTER

**Once all the hardware is installed, (hopefully over Winter Break) we will begin transitioning to virtual permit parking the middle of January 2022. Cameras and license plate recognition software will be used to verify parking permissions. I anticipate within the next 6 - 9 months that your license plate will replace having to display your hangtag from your mirror and having a sticker on your rear window. Customers with virtual permits must register their plate, pay for parking permissions, and display their license plate toward the drive aisle.**



## **Power washing of parking garages:**

**Williams Pavilion Parking Garage \$17,500.00**

**Stonewall Parking Garage - \$12,500.00**

**Stephenson Cancer Center Garage - \$24,500.00**

**Nicholson Parking Garage - \$3,000.00**

**ASC/Harold Hamm Parking Garage - \$3,500.00**

**University Research Park Garage - \$16,000.00**

**College of Medicine Parking Garage - \$14,500.00**

The University of Oklahoma  
 Parking Services - Seal Coating & Restriping Project

The below parking lots have been completed so far:

Surface Lot Name	
<b>URP Surface Lot (840)</b>	\$ Done - \$12,759.00
<b>A1 Lot (13R)</b>	\$
<b>Harold Hamm East (10B)</b>	\$
<b>VA North Lot (12M)</b>	\$ Done - \$10,514.00
<b>K-Lot (10K)</b>	\$ Done - \$23,860.00
<b>Lot L (11Y)</b>	\$ Done - \$14,600.00
<b>Lot J (10W)</b>	\$
<b>H Lot (10U)</b>	\$
<b>O Lot (11N)</b>	\$ Done - \$43,000.00
<b>Child Study Entrance</b>	\$
<b>Y Lot (13W)</b>	\$ Done - \$16,504.00
<b>Stonewall Parking Garage – 1st Floor (P4)</b>	\$
<b>A Lot (14E)</b>	\$
<b>Dermatology Lot (13P)</b>	\$
<b>Family Med Lot (8T)</b>	\$
<b>OUPD / Contractor Lot (8H)</b>	\$
<b>University Village Apartments (8X)</b>	\$
<b>Faculty House Lot</b>	\$ Done - \$4,450.00
<b>University Health Partners Place (10Q)</b>	\$





*The* UNIVERSITY of OKLAHOMA

**Health Sciences Center**

Parking & Transportation Services

**Start tracking  
the shuttle in real  
time right from  
your phone!**



**Scan or search  
Ride Systems to get  
the app then choose  
"OUHSC"**

OUHSC – Parking & Transportation Services, URP840 150  
(405) 271-2020  
(405) 271-8182 Fax

<http://www.ouhsc.edu/parking>

<http://www.ouhsc.ridesystems.net/routes>.

**Discussion / Q & A**